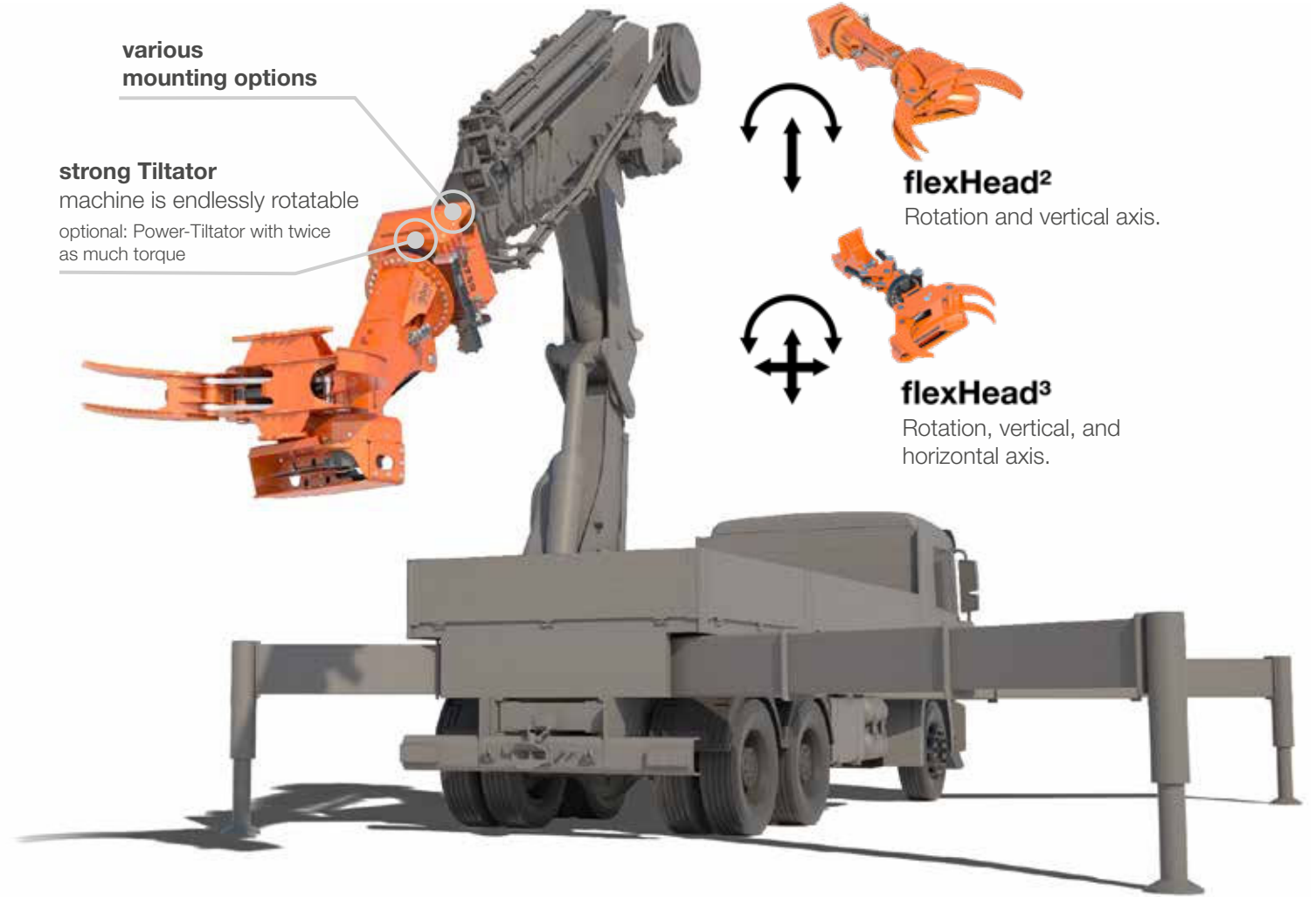




various
mounting options

strong Tiltator
machine is endlessly rotatable
optional: Power-Tiltator with twice
as much torque



KEY FACTS

- Various mounting options possible.
- High mobility and flexible control.
- Quick-change system enables attachments to be quickly exchanged with each other.
- Various attachments possible - Working basket, photovoltaic cleaning brushes, etc.
- Safe working method for operators.
- Quick set-up at the respective construction site.
- Targeted tree care in challenging conditions.



Woodcracker® CS750 flexHead² for tree care.



INNOVATIVE ATTACHMENT FOR TRUCK CRANES.



VIDEO

TECHNICAL DATA

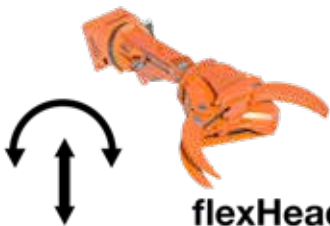


WOODCRACKER® CS flexHead	CS 590 flexHead ³	CS 750 flexHead ²
Cutting diameter (mm)	600	750
Gripper opening (mm)	1270	1600
Tiltator	endlessly rotatable	endlessly rotatable
Deadweight (Base - Full equipment) (kg)	760 - 780	1100 - 1250
Recommended pump flow capacity ¹⁾ (l/min.)	50 - 90	65 - 110
Recommend operating pressure ¹⁾ (bar)	230 - 300	230 - 280
Carrier vehicle, for cranes from (mto)	35	58
Saw unit	rigid	active suspended
Chain lubrication saw	oil	oil/grease
Angle of motion vertically (degree)	170	175
Angle of motion horizontally (degree)	90	-
Optional: Power-Tiltator	-	•
Optional: Automatic lubrication system for Tiltator	-	•
Optional: Quick coupler	•	-


Technical data and illustrations are not binding. Subject to changes for reasons of further development.

APPLICATION AREAS

- Safe removal of trees in several parts, vertically.
- Problematic tree fellings in urban and residential areas.
- Maintenance of the structure gauge.
- Maintenance of infrastructure networks.



flexHead²
Rotation and vertical axis.



flexHead³
Rotation, vertical, and horizontal axis.



Quick set-up at the construction site.



Working safely with high reach.



Working possible without blocking both lanes.



Woodcracker® CS590 flexHead³.